
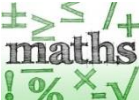











Class 1 - Spring 1 - 2022

The theory of ME-volution!!

| | | | |
|---|---|--|--|
| <p>English</p>  | <p>Class & Focus Text: Skellig by David Almond</p> <p>Overall aims of this teaching sequence:</p> <ul style="list-style-type: none"> - To engage children with a story with which they will empathise - To enjoy an exciting story with memorable characters - To draw inferences about characters' feelings, thoughts and motives from their actions - To explore themes and issues, and develop and sustain ideas through discussion - To develop creative responses to the text through drama, storytelling and artwork - To write in role in order to explore and develop empathy for characters - To write with confidence for real purposes and audiences <p>Guided Reading sessions, Spelling and Grammar work, Handwriting fluency, Weekly Spelling Check</p> | | |
| <p>Maths</p>  | <p>Year 5&6</p> <p>Fractions, Decimals & Percentages</p> | | <p>Weekly Mental Arithmetic</p> <p>Weekly Times Table Pledge</p> |
| <p>Science</p>  | <p>Evolution & Inheritance:</p> <ul style="list-style-type: none"> - To recognise that living things produce offspring of the same kind, but normally offspring vary and are not identical to their parents. - To identify how animals and plants are adapted to suit their environment in different ways. - To understand that adaptation of plants and animals to suit their environment may lead to evolution. - To find out about how the work of scientists has helped develop our understanding of the process of evolution. - To recognise that living things have changed over time and that a number of factors can affect a species' evolution. - To understand how humans have evolved over time, and how human behaviour can affect change in species over time. | | |
| <p>Geography</p>  | <p>South America:</p> <ul style="list-style-type: none"> - To find out about the location and countries of South America. - To find out about the climate in South America. - To find out about the major mountain ranges of South America. - To find out about the human geography of South America. - To find out about trade and industry in South America. - To be able to carry out an in-depth study of a South American country. | | |
| <p>Art and DT</p>  | <p>Art:</p> <ul style="list-style-type: none"> - Still Life Observations using a variety of media - sketching pencils, coloured pencils, paint, collage <p>DT:</p> <ul style="list-style-type: none"> - To design products with the user in mind thinking about aesthetics and functionality. - Annotated designs will be used to communicate ideas as well as step by step plans. - Children will learn how to make a paper template and how to sew a running stitch, backstitch, whip stitch and blanket stitch. - Children will learn how to write a detailed evaluation. | | |
| <p>Computing</p>  | <p>- Cognition & Learning Team - Programming</p> <p>- To use a software package to present in-depth study of a South American country.</p> | <p>P.E</p>  | <p>- Gymnastics</p> <p>- Yoga</p> |

Class 1 - Spring 1 - 2022

The theory of ME-volution!!

| | | | |
|--|--|---|---|
| <p>Music</p>  | <p>Theme: Duration</p> <ul style="list-style-type: none"> - To understand how to maintain the pulse using the voice and body - To understand the difference between on and off beats - To explore on and off beats in different musical styles - To understand syncopated rhythms - To explore ostinatos - To understand polyrhythms | | |
| <p>R.E</p>  | <p>Sikhism:</p> <ul style="list-style-type: none"> - To find out what Sikhs believe and some of the features of Sikh worship. - To find out how Sikhs worship through prayer. - To find out how children are welcomed into the Sikh community. - To explore the Sikh tradition of the langar. - To explore the Sikh practice of sewa. | | |
| <p>PSHE</p>  | <ul style="list-style-type: none"> - Health & Wellbeing - Aiming High! <p>The lessons will focus on achievements, aspirations and opportunities; to reflect on personal goals and the steps that can be taken to achieve these in the future.</p> <ul style="list-style-type: none"> - Skills Builder - Aiming High! | <p>French</p>  | <ul style="list-style-type: none"> - To revise and learn new vocabulary. - To gain confidence in both speaking and listening to the language. - To have fun and enjoy learning a language! |